

Signify Classified - Internal
Cooper Lighting Solutions Photometric Lab
1121 Highway 74 South
Peachtree City, GA 30269



Scaled data based on original data using
LM-79-08 Approved Method: Electrical and Photometric Measurements of Solid-
State Lighting Products

Test Report Prepared for
Cooper Lighting Solutions
(formerly Eaton)

Brand: STREETWORKS

Report Number: P867652

Luminaire Tested: **MEM2-HTN-SA-40-730-U-T3-HSS**

Issue Date: 08/21/2024



Test Information

Test Method: LM-79-08
Report Number: P867652
Test Lab: INNOVATION CENTER(G3)
Issue Date: 08/21/2024
Manufacturer: COOPER LIGHTING SOLUTIONS (FORMERLY EATON)
Product Line: STREETWORKS
Catalog Number: MEM2-HTN-SA-40-730-U-T3-HSS
Description: EPIC MODERN TALL HOUSING DISCRETE LED ARRAYS 40W 70CRI 3000K
FIXTURE w/ TYPE III DISTRIBUTION OPTIC AND HOUSE SIDE SHIELD
Light Source: (10) 3000K CCT, 70 CRI LEDS
Ballast/Driver: ELECTRONIC DRIVER

Summary

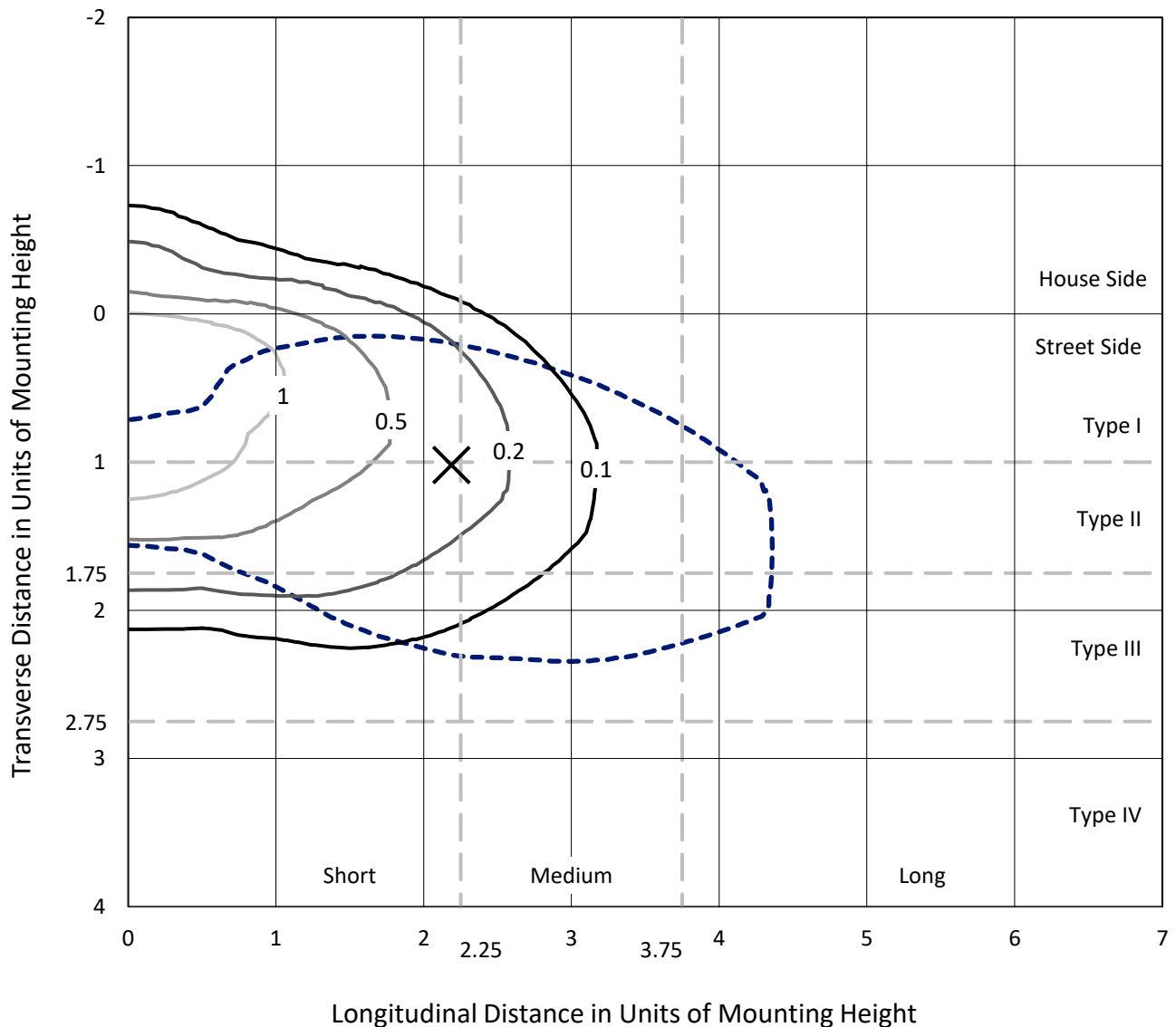
Lumens per Lamp: N/A
Luminaire Lumens: 3265.2 lumens
Efficiency: N/A
Efficacy: 99.5 lumens/watt
Luminous Opening: Rectangular (W 0.33' x L: 0.33' x H: 0')
IES Classification: Type III - Short
BUG Rating: B0 - U0 - G1

Input Watts (W): 32.8
Input Voltage (V): 120
Input Current (Ain): NR
Voltage Rise (V): NR
Power Factor: 0.99
Total Harmonic Distortion (THDi): 9.76%
Frequency (hertz): 60
Stabilization Time: NR
Operation Time: NR
Ambient Temperature (°C): NR
Test Distance: 24 FT

REPORT NUMBER: P867652
 CATALOG NUMBER: MEM2-HTN-SA-40-730-U-T3-HSS

Iso-Footcandle Lines of Horizontal Illumination

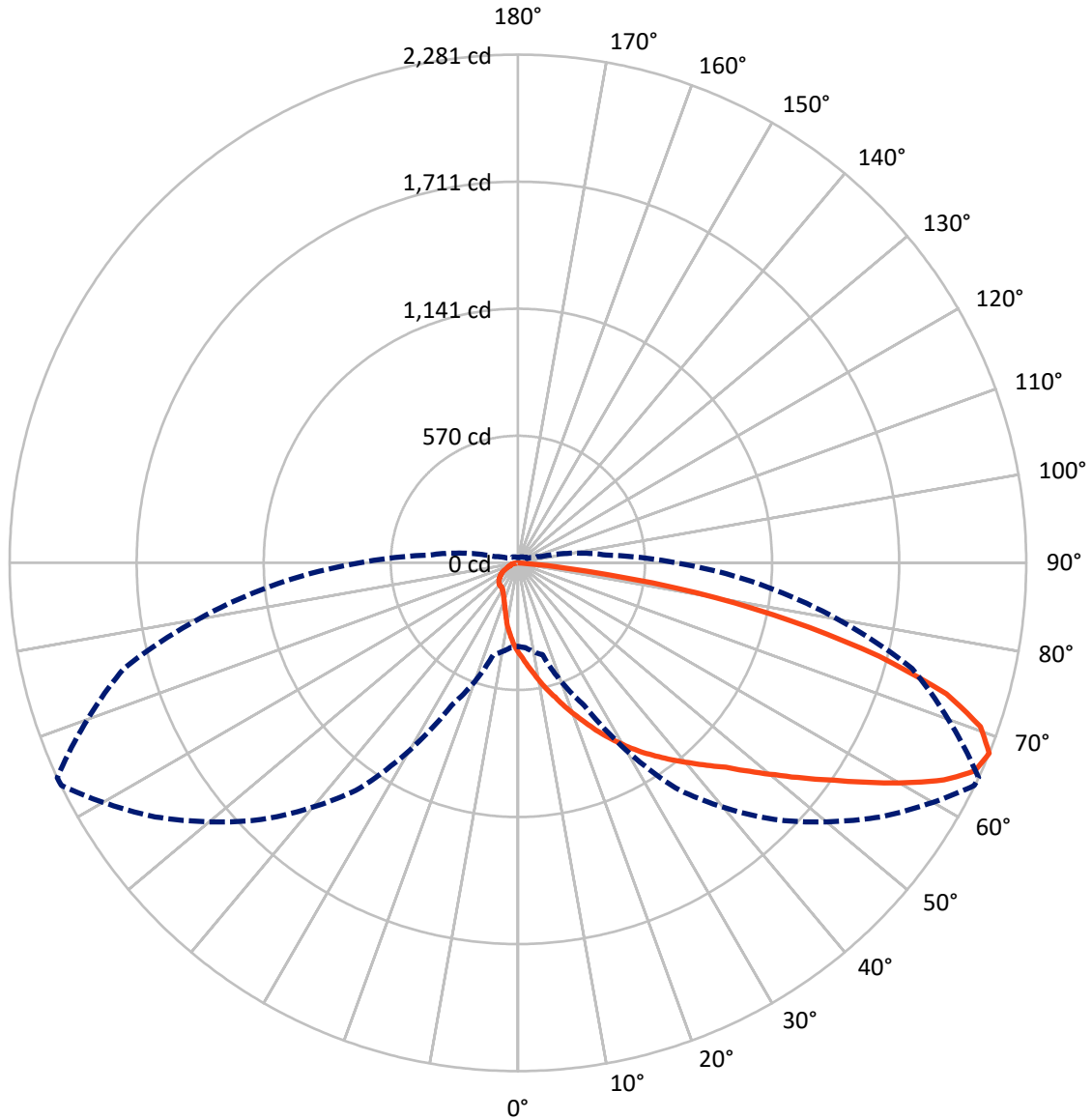
× Max cd
 - - - 1/2 Max cd



Based on 20 foot mounting height. Maximum calculated value = 1.9 fc
 Type III - Short - N/A

REPORT NUMBER: P867652
CATALOG NUMBER: MEM2-HTN-SA-40-730-U-T3-HSS

Luminous Intensity Polar Plot



— Vertical Plane Through 65-Deg Lateral - - - Horizontal Cone Through 67.5-Deg Vertical

REPORT NUMBER: P867652

CATALOG NUMBER: MEM2-HTN-SA-40-730-U-T3-HSS

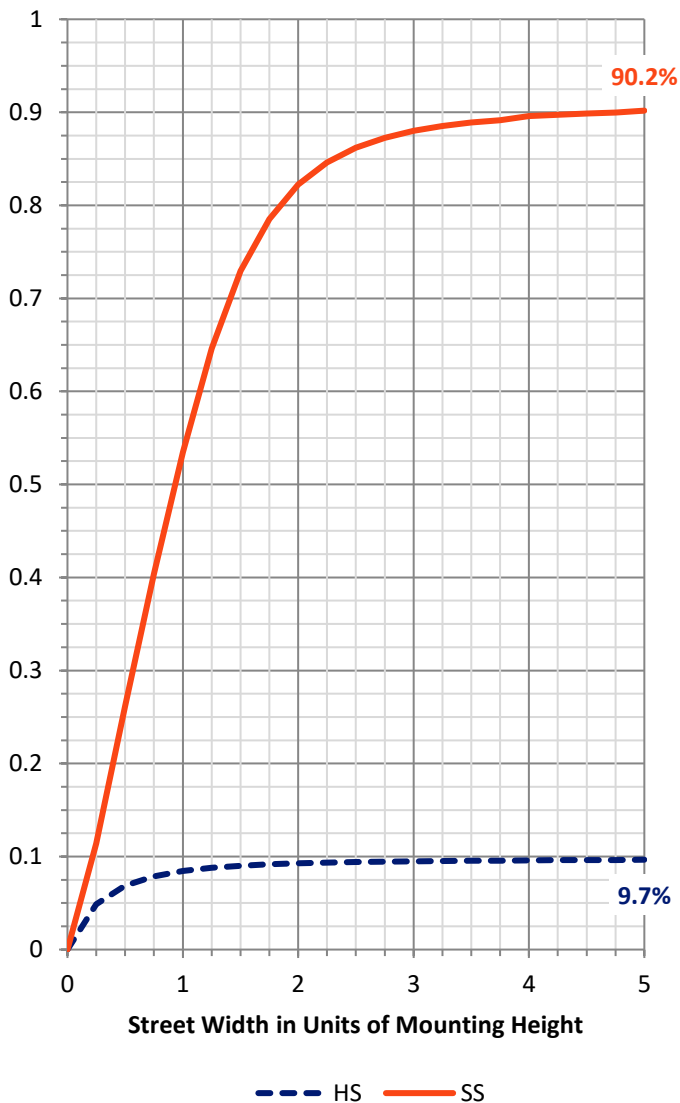
FLUX DISTRIBUTION:

		Downward	Upward	Total
House Side	Lumens	317.8	0.0	317.8
	% Fixture	9.7	0.0	9.7
Street Side	Lumens	2947.3	0.0	2947.3
	% Fixture	90.3	0.0	90.3
Total	Lumens	3265.2	0.0	3265.2
	% Fixture	100.0	0.0	100.0

ZONAL LUMENS:

Zone	Lumens	% Fixture
0°-10°	39.5	1.2
10°-20°	131.0	4.0
20°-30°	238.5	7.3
30°-40°	369.0	11.3
40°-50°	557.9	17.1
50°-60°	725.7	22.2
60°-70°	715.9	21.9
70°-80°	435.8	13.3
80°-90°	51.8	1.6
90°-100°	0.0	0.0
100°-110°	0.0	0.0
110°-120°	0.0	0.0
120°-130°	0.0	0.0
130°-140°	0.0	0.0
140°-150°	0.0	0.0
150°-160°	0.0	0.0
160°-170°	0.0	0.0
170°-180°	0.0	0.0
0°-90°	3265.2	100.0
0°-180°	3265.2	100.0

Coefficient of Utilization

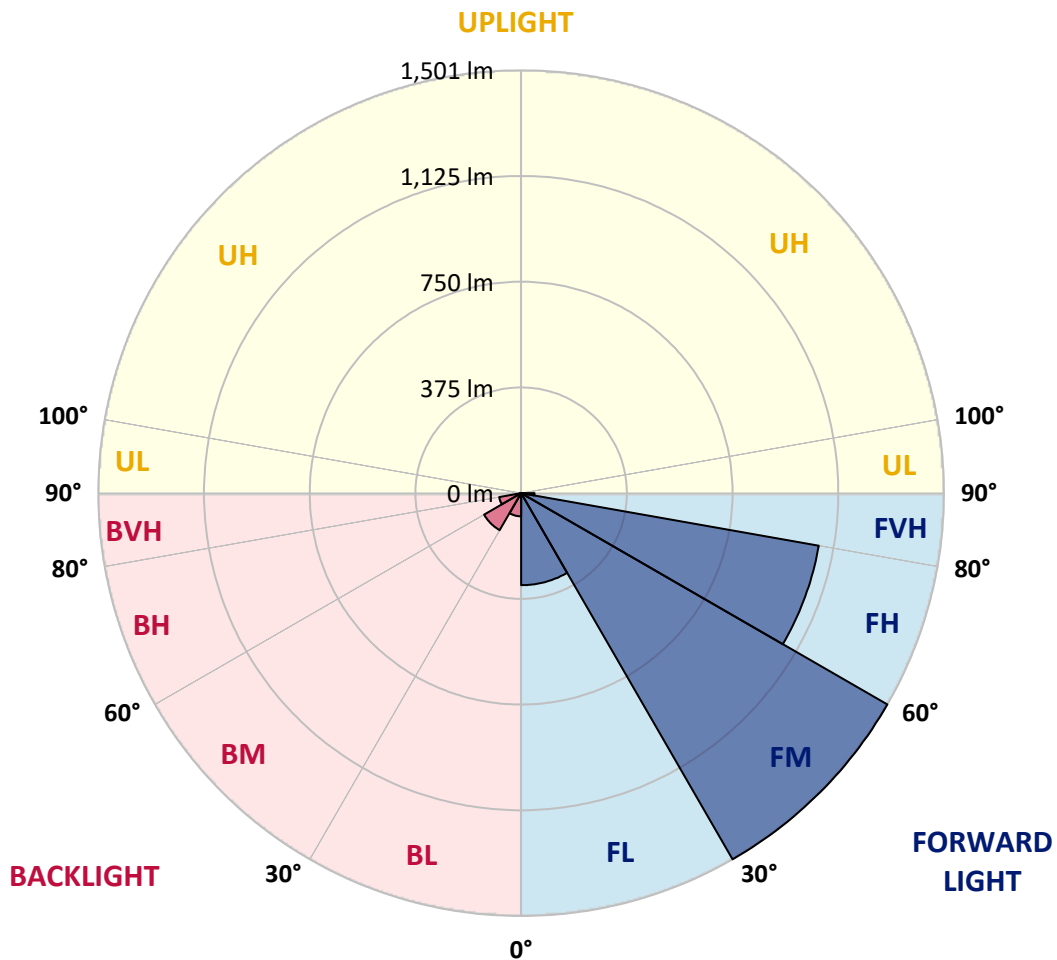


REPORT NUMBER: P867652
 CATALOG NUMBER: MEM2-HTN-SA-40-730-U-T3-HSS

LUMINAIRE CLASSIFICATION SYSTEM LUMEN TABLE AND BUG RATING:

Zone	Lumens	% Fixture	Zone Rating/Lumen Limit		
			B	U	G
FL (0°-30°)	326.7	10.0			
FM (30°-60°)	1500.7	46.0			
FH (60°-80°)	1072.6	32.9			G1/1800
FVH (80°-90°)	47.4	1.5			G1/100
BL (0°-30°)	82.2	2.5	B0/110		
BM (30°-60°)	152.0	4.7	B0/220		
BH (60°-80°)	79.1	2.4	B0/110		G0/110
BVH (80°-90°)	4.4	0.1			G0/10
UL (90°-100°)	0.0	0.0		U0/0	
UH (100°-180°)	0.0	0.0		U0/0	

BUG Rating: B0-U0-G1
 Type III Short





REPORT NUMBER: P867652

CATALOG NUMBER: MEM2-HTN-SA-40-730-U-T3-HSS

CANDELA DISTRIBUTION (FULL):

	0°	5°	15°	25°	35°	45°	55°	64°	65°	75°	85°
0°	403.5	403.5	403.5	403.5	403.5	403.5	403.5	403.5	403.5	403.5	403.5
2.5°	471.5	467.8	470.6	464.0	456.6	451.0	439.8	430.5	429.6	420.2	410.0
5°	561.9	549.8	550.7	537.6	521.8	505.0	487.3	464.0	464.0	441.7	418.4
7.5°	642.9	641.1	632.7	612.2	593.6	567.5	534.8	505.0	498.5	464.0	427.7
10°	721.2	718.4	711.0	695.1	663.4	634.5	593.6	548.8	540.4	491.1	438.9
12.5°	783.6	784.6	776.2	763.1	735.2	700.7	646.7	590.8	583.3	517.1	450.1
15°	838.6	837.7	835.8	824.6	797.6	765.9	702.6	637.3	625.2	545.1	461.2
17.5°	880.5	878.7	875.0	865.6	852.6	821.8	761.3	686.7	676.5	577.7	474.3
20°	892.7	891.7	891.7	898.2	892.7	874.0	820.0	738.0	726.8	612.2	492.0
22.5°	915.0	914.1	913.2	919.7	923.4	921.5	875.0	790.2	779.9	652.3	514.3
25°	943.9	942.0	939.2	945.8	950.4	961.6	929.9	851.7	839.5	698.8	536.7
27.5°	982.1	984.0	980.2	979.3	979.3	985.8	978.4	906.6	895.5	743.6	562.8
30°	1032.4	1035.2	1028.7	1024.0	1015.7	1014.7	1016.6	968.1	952.3	792.0	589.8
32.5°	1081.8	1084.6	1080.9	1074.4	1052.9	1044.5	1052.0	1020.3	1010.1	845.1	624.3
35°	1121.9	1128.4	1128.4	1115.4	1085.5	1080.9	1093.0	1071.6	1064.1	907.6	665.3
37.5°	1175.9	1179.6	1175.9	1151.7	1114.4	1120.0	1138.6	1125.6	1120.9	974.7	713.8
40°	1291.5	1296.1	1271.9	1214.1	1154.5	1161.0	1193.6	1186.2	1178.7	1040.8	758.5
42.5°	1452.7	1441.5	1436.8	1308.2	1216.0	1212.3	1253.3	1243.0	1242.1	1107.9	799.5
45°	1558.9	1562.6	1539.3	1417.3	1345.5	1275.6	1319.4	1315.7	1308.2	1175.9	848.9
47.5°	1632.5	1624.1	1566.3	1507.6	1521.6	1358.6	1393.0	1402.3	1397.7	1253.3	909.4
50°	1663.2	1654.9	1616.7	1577.5	1594.3	1453.6	1468.5	1499.3	1494.6	1331.5	960.7
52.5°	1625.0	1614.8	1617.6	1627.8	1619.5	1528.1	1561.7	1610.1	1604.5	1422.8	1020.3
55°	1381.8	1408.9	1513.2	1617.6	1614.8	1585.0	1661.4	1732.2	1721.0	1517.9	1071.6
57.5°	1114.4	1129.3	1261.6	1544.0	1599.9	1632.5	1775.1	1862.6	1858.9	1612.9	1118.1
60°	886.1	902.0	1002.6	1391.2	1565.4	1681.9	1891.5	2007.1	2003.3	1708.9	1151.7
62.5°	704.4	704.4	793.9	1171.3	1499.3	1710.8	1983.8	2152.4	2145.9	1786.2	1160.1
65°	506.9	513.4	580.5	942.0	1392.1	1703.3	2028.5	2255.9	2252.1	1830.0	1142.4
67.5°	374.6	382.0	426.8	706.3	1233.7	1628.8	1987.5	2279.2	2281.0	1831.0	1084.6
70°	292.6	294.4	328.0	491.1	1011.0	1462.9	1833.8	2201.8	2201.8	1785.3	998.9
72.5°	222.7	224.6	253.4	334.5	744.5	1209.5	1603.6	1996.8	2010.8	1664.2	872.2
75°	172.4	176.1	195.7	240.4	466.8	860.0	1317.6	1635.3	1673.5	1429.4	718.4
77.5°	133.2	137.0	152.8	176.1	272.1	530.2	926.2	1222.5	1257.0	1125.6	554.4
80°	107.2	109.0	119.3	132.3	164.9	273.0	565.6	803.2	813.5	765.0	367.1
82.5°	49.4	53.1	64.3	72.7	82.0	126.7	241.3	297.2	310.3	303.8	151.0
85°	5.6	5.6	6.5	7.5	8.4	13.0	16.8	14.9	14.9	17.7	15.8
87.5°	0.0	0.0	0.0	0.9	1.9	1.9	2.8	2.8	2.8	2.8	2.8
90°	0.0	0.0	0.0	0.0	0.0	0.0	0.0	0.0	0.0	0.0	0.0



REPORT NUMBER: P867652

CATALOG NUMBER: MEM2-HTN-SA-40-730-U-T3-HSS

CANDELA DISTRIBUTION (continued):

	90°	95°	105°	115°	125°	135°	145°	155°	165°	175°	180°
0°	403.5	403.5	403.5	403.5	403.5	403.5	403.5	403.5	403.5	403.5	403.5
2.5°	404.4	397.9	385.8	375.5	366.2	356.9	352.2	341.0	338.2	340.1	333.6
5°	406.3	393.2	368.1	344.8	325.2	306.6	290.7	273.9	270.2	264.6	261.8
7.5°	409.1	389.5	350.4	314.0	284.2	257.2	237.6	224.6	214.3	211.5	210.6
10°	412.8	384.8	330.8	285.1	244.1	216.2	198.5	189.2	185.4	182.6	183.6
12.5°	415.6	380.2	312.1	252.5	212.4	187.3	178.9	171.4	169.6	168.7	168.7
15°	419.3	375.5	289.8	223.6	185.4	170.5	162.1	159.3	159.3	158.4	158.4
17.5°	424.0	371.8	271.2	201.3	169.6	155.6	151.9	148.2	148.2	148.2	147.2
20°	433.3	369.9	254.4	182.6	155.6	146.3	140.7	137.9	137.0	136.0	136.0
22.5°	442.6	369.9	235.7	168.7	146.3	136.0	130.5	127.7	126.7	126.7	126.7
25°	455.6	369.0	220.8	156.5	137.9	125.8	120.2	117.4	115.5	115.5	114.6
27.5°	470.6	369.0	207.8	147.2	128.6	116.5	110.0	107.2	104.4	104.4	103.4
30°	485.5	370.9	196.6	139.8	119.3	108.1	99.7	96.0	94.1	93.2	93.2
32.5°	505.0	376.4	189.2	134.2	110.9	99.7	91.3	87.6	85.7	84.8	84.8
35°	534.8	390.4	190.1	131.4	105.3	92.2	83.9	79.2	78.3	78.3	77.3
37.5°	566.5	403.5	192.9	129.5	99.7	86.7	78.3	73.6	72.7	72.7	72.7
40°	593.6	414.6	196.6	128.6	95.0	81.1	73.6	69.9	68.0	68.0	68.0
42.5°	620.6	421.2	197.5	125.8	92.2	76.4	69.9	66.2	64.3	65.2	65.2
45°	647.6	425.8	194.7	122.1	89.5	72.7	66.2	62.4	60.6	60.6	60.6
47.5°	680.2	436.1	190.1	116.5	87.6	69.9	62.4	58.7	57.8	57.8	57.8
50°	712.8	444.5	186.4	110.0	82.9	66.2	59.6	55.0	54.0	54.0	54.0
52.5°	739.8	448.2	181.7	101.6	78.3	62.4	55.9	51.2	49.4	49.4	49.4
55°	760.3	449.1	175.2	95.0	71.7	58.7	52.2	47.5	45.7	44.7	44.7
57.5°	777.1	448.2	168.7	88.5	66.2	54.0	47.5	43.8	41.0	40.1	40.1
60°	786.4	445.4	159.3	80.1	58.7	49.4	43.8	39.1	37.3	36.3	36.3
62.5°	780.8	437.9	146.3	67.1	53.1	44.7	40.1	36.3	33.5	32.6	32.6
65°	754.8	423.0	129.5	55.0	47.5	40.1	36.3	32.6	28.9	28.0	28.0
67.5°	709.1	397.9	107.2	46.6	43.8	36.3	32.6	28.9	26.1	24.2	24.2
70°	645.7	364.3	83.9	40.1	39.1	33.5	29.8	26.1	23.3	21.4	21.4
72.5°	555.3	309.4	62.4	34.5	34.5	30.7	27.0	24.2	21.4	19.6	19.6
75°	449.1	233.9	47.5	31.7	30.7	28.0	24.2	21.4	19.6	17.7	17.7
77.5°	328.0	155.6	39.1	28.9	28.9	25.2	22.4	19.6	17.7	16.8	16.8
80°	199.4	89.5	28.0	22.4	22.4	21.4	18.6	16.8	15.8	14.0	13.0
82.5°	81.1	34.5	14.9	11.2	11.2	10.2	6.5	5.6	5.6	5.6	4.7
85°	8.4	5.6	3.7	2.8	2.8	2.8	1.9	1.9	1.9	1.9	1.9
87.5°	2.8	2.8	1.9	1.9	1.9	1.9	0.9	0.9	0.9	0.9	0.9
90°	0.0	0.0	0.0	0.0	0.0	0.0	0.0	0.0	0.0	0.0	0.0

LM-79-2019: Approved Method: Electrical and Photometric Measurements of Solid-
State Lighting Products

Report Prepared for

Cooper Lighting Solutions

Streetworks

Report Number: SP1-2407-157-4

Test Date: 08/07/2024

Luminaire Tested: MEM2-HTN-SA-40-730-U-5WQ-2

Data in this report applies to families of products including MEM2-HTN-SA-40-730-U-5WQ-2

Test Information

Test Method: LM-79-2019
 Report Number: SP1-2407-157-4
 Test Lab: COOPER LIGHTING SOLUTIONS
 Photometer: SP1 - 76IN SPHERE
 Measurement Geometry: 4π
 Issue Date: 08/20/2024
 Manufacturer: COOPER LIGHTING SOLUTIONS
 Product Line: Streetworks
 Catalog Number: **MEM2-HTN-SA-40-730-U-5WQ-2**
 Description: Epic Modern Light Square 40W 5WQ Optic and Flare Trim

Spectral Parameters

CCT (K): 3057
 CIE u': 0.2487
 CIE v': 0.5199
 Duv: -0.0002
 CIE x: 0.4326
 CIE y: 0.4020
 CIE z: 0.1654
 Peak Wavelength (nm): 593
 Dominant Wavelength (nm): 582
 Purity: 50.50735
 Rf: 74.6
 Rg: 94

CRI (Ra):	71.7		
R1:	68.1	R9:	-34.8
R2:	82.0	R10:	58.5
R3:	93.5	R11:	62.5
R4:	67.5	R12:	47.5
R5:	67.2	R13:	70.7
R6:	74.9	R14:	96.4
R7:	77.4	R15:	60.0
R8:	43.1		



Test Conditions

Stabilization Time: 21M
 Operation Time: 1H 21M
 Sphere Temperature (°C): 24.2

REPORT NUMBER: SP1-2407-157-4

Measurement and Test Equipment			
Instrument	Identification Number	Calibration Date	Calibration Due Date
Photometer	IN0058	6/18/2024	12/18/2024
Power Meter	INXT2011004	2/8/2024	2/8/2025
AC Power Source	IN0063	10/24/2023	10/24/2024
DC Power Source	IN0208	10/24/2023	10/24/2024
Sphere Thermometer	IN0085	10/24/2023	10/24/2024
Room Thermometer	IN0046	10/24/2023	10/24/2024

REPORT NUMBER: SP1-2407-157-4

CIE 1931 Chromaticity Diagram



CIE 1931 Chromaticity Diagram with 2017 ANSI 7-Step and 4-Step Quadrangles



Point lies inside the ANSI 3000K 4-step quadrangle

REPORT NUMBER: SP1-2407-157-4

Photopic Flux vs. Wavelength



Photopic Lumens: NR

λ (nm)	Power W [^] /nm	Lumens (ϕ /nm)	λ (nm)	Power W [^] /nm	Lumens (ϕ /nm)	λ (nm)	Power W [^] /nm	Lumens (ϕ /nm)	λ (nm)	Power W [^] /nm	Lumens (ϕ /nm)	λ (nm)	Power W [^] /nm	Lumens (ϕ /nm)
360	0	NR	490	104	NR	620	818	NR	750	20	NR	880	1	NR
365	0	NR	495	135	NR	625	755	NR	755	17	NR	885	0	NR
370	0	NR	500	184	NR	630	691	NR	760	15	NR	890	0	NR
375	0	NR	505	247	NR	635	625	NR	765	13	NR	895	0	NR
380	0	NR	510	309	NR	640	561	NR	770	11	NR	900	0	NR
385	0	NR	515	369	NR	645	499	NR	775	9	NR	905	0	NR
390	0	NR	520	419	NR	650	441	NR	780	8	NR	910	0	NR
395	0	NR	525	460	NR	655	388	NR	785	7	NR	915	0	NR
400	1	NR	530	492	NR	660	338	NR	790	6	NR	920	0	NR
405	3	NR	535	524	NR	665	294	NR	795	5	NR	925	0	NR
410	7	NR	540	553	NR	670	253	NR	800	4	NR	930	0	NR
415	15	NR	545	588	NR	675	218	NR	805	4	NR	935	0	NR
420	31	NR	550	625	NR	680	188	NR	810	3	NR	940	0	NR
425	60	NR	555	670	NR	685	161	NR	815	3	NR	945	0	NR
430	107	NR	560	723	NR	690	139	NR	820	3	NR	950	0	NR
435	183	NR	565	780	NR	695	118	NR	825	2	NR	955	0	NR
440	289	NR	570	837	NR	700	100	NR	830	2	NR	960	0	NR
445	460	NR	575	894	NR	705	85	NR	835	2	NR	965	0	NR
450	646	NR	580	942	NR	710	73	NR	840	1	NR	970	0	NR
455	561	NR	585	976	NR	715	62	NR	845	1	NR	975	0	NR
460	331	NR	590	998	NR	720	53	NR	850	1	NR	980	0	NR
465	238	NR	595	1000	NR	725	45	NR	855	1	NR	985	0	NR
470	178	NR	600	990	NR	730	39	NR	860	1	NR	990	0	NR
475	120	NR	605	962	NR	735	33	NR	865	1	NR	995	0	NR
480	96	NR	610	925	NR	740	28	NR	870	1	NR	1000	0	NR
485	95	NR	615	873	NR	745	24	NR	875	1	NR			

REPORT NUMBER: SP1-2407-157-4

Scotopic Flux vs. Wavelength



Scotopic Lumens: NR

S/P: 1.23

λ (nm)	Power W [^] /nm	Lumens (ϕ /nm)	λ (nm)	Power W [^] /nm	Lumens (ϕ /nm)	λ (nm)	Power W [^] /nm	Lumens (ϕ /nm)	λ (nm)	Power W [^] /nm	Lumens (ϕ /nm)	λ (nm)	Power W [^] /nm	Lumens (ϕ /nm)
360	0	NR	490	104	NR	620	818	NR	750	20	NR	880	1	NR
365	0	NR	495	135	NR	625	755	NR	755	17	NR	885	0	NR
370	0	NR	500	184	NR	630	691	NR	760	15	NR	890	0	NR
375	0	NR	505	247	NR	635	625	NR	765	13	NR	895	0	NR
380	0	NR	510	309	NR	640	561	NR	770	11	NR	900	0	NR
385	0	NR	515	369	NR	645	499	NR	775	9	NR	905	0	NR
390	0	NR	520	419	NR	650	441	NR	780	8	NR	910	0	NR
395	0	NR	525	460	NR	655	388	NR	785	7	NR	915	0	NR
400	1	NR	530	492	NR	660	338	NR	790	6	NR	920	0	NR
405	3	NR	535	524	NR	665	294	NR	795	5	NR	925	0	NR
410	7	NR	540	553	NR	670	253	NR	800	4	NR	930	0	NR
415	15	NR	545	588	NR	675	218	NR	805	4	NR	935	0	NR
420	31	NR	550	625	NR	680	188	NR	810	3	NR	940	0	NR
425	60	NR	555	670	NR	685	161	NR	815	3	NR	945	0	NR
430	107	NR	560	723	NR	690	139	NR	820	3	NR	950	0	NR
435	183	NR	565	780	NR	695	118	NR	825	2	NR	955	0	NR
440	289	NR	570	837	NR	700	100	NR	830	2	NR	960	0	NR
445	460	NR	575	894	NR	705	85	NR	835	2	NR	965	0	NR
450	646	NR	580	942	NR	710	73	NR	840	1	NR	970	0	NR
455	561	NR	585	976	NR	715	62	NR	845	1	NR	975	0	NR
460	331	NR	590	998	NR	720	53	NR	850	1	NR	980	0	NR
465	238	NR	595	1000	NR	725	45	NR	855	1	NR	985	0	NR
470	178	NR	600	990	NR	730	39	NR	860	1	NR	990	0	NR
475	120	NR	605	962	NR	735	33	NR	865	1	NR	995	0	NR
480	96	NR	610	925	NR	740	28	NR	870	1	NR	1000	0	NR
485	95	NR	615	873	NR	745	24	NR	875	1	NR			

REPORT NUMBER: SP1-2407-157-4

Melanopic Flux vs. Wavelength



Melanopic Lumens: NR

M/P: 2.27

λ (nm)	Power W [^] /nm	Lumens (φ/nm)	λ (nm)	Power W [^] /nm	Lumens (φ/nm)	λ (nm)	Power W [^] /nm	Lumens (φ/nm)	λ (nm)	Power W [^] /nm	Lumens (φ/nm)	λ (nm)	Power W [^] /nm	Lumens (φ/nm)
360	0	NR	490	104	NR	620	818	NR	750	20	NR	880	1	NR
365	0	NR	495	135	NR	625	755	NR	755	17	NR	885	0	NR
370	0	NR	500	184	NR	630	691	NR	760	15	NR	890	0	NR
375	0	NR	505	247	NR	635	625	NR	765	13	NR	895	0	NR
380	0	NR	510	309	NR	640	561	NR	770	11	NR	900	0	NR
385	0	NR	515	369	NR	645	499	NR	775	9	NR	905	0	NR
390	0	NR	520	419	NR	650	441	NR	780	8	NR	910	0	NR
395	0	NR	525	460	NR	655	388	NR	785	7	NR	915	0	NR
400	1	NR	530	492	NR	660	338	NR	790	6	NR	920	0	NR
405	3	NR	535	524	NR	665	294	NR	795	5	NR	925	0	NR
410	7	NR	540	553	NR	670	253	NR	800	4	NR	930	0	NR
415	15	NR	545	588	NR	675	218	NR	805	4	NR	935	0	NR
420	31	NR	550	625	NR	680	188	NR	810	3	NR	940	0	NR
425	60	NR	555	670	NR	685	161	NR	815	3	NR	945	0	NR
430	107	NR	560	723	NR	690	139	NR	820	3	NR	950	0	NR
435	183	NR	565	780	NR	695	118	NR	825	2	NR	955	0	NR
440	289	NR	570	837	NR	700	100	NR	830	2	NR	960	0	NR
445	460	NR	575	894	NR	705	85	NR	835	2	NR	965	0	NR
450	646	NR	580	942	NR	710	73	NR	840	1	NR	970	0	NR
455	561	NR	585	976	NR	715	62	NR	845	1	NR	975	0	NR
460	331	NR	590	998	NR	720	53	NR	850	1	NR	980	0	NR
465	238	NR	595	1000	NR	725	45	NR	855	1	NR	985	0	NR
470	178	NR	600	990	NR	730	39	NR	860	1	NR	990	0	NR
475	120	NR	605	962	NR	735	33	NR	865	1	NR	995	0	NR
480	96	NR	610	925	NR	740	28	NR	870	1	NR	1000	0	NR
485	95	NR	615	873	NR	745	24	NR	875	1	NR			

Summary

$R_f = 74.6$
 $R_g = 94$
 $CIE R_a = 71.7$
 $R_9 = -34.8$



Color Vector Graphics



Individual Sample Fidelity Index ($R_{f,i}$)

CES01 = 86	CES26 = 65	CES51 = 87	CES76 = 58
CES02 = 62	CES27 = 89	CES52 = 85	CES77 = 76
CES03 = 31	CES28 = 84	CES53 = 77	CES78 = 61
CES04 = 71	CES29 = 68	CES54 = 85	CES79 = 86
CES05 = 49	CES30 = 83	CES55 = 84	CES80 = 83
CES06 = 51	CES31 = 71	CES56 = 74	CES81 = 73
CES07 = 41	CES32 = 64	CES57 = 74	CES82 = 93
CES08 = 40	CES33 = 78	CES58 = 75	CES83 = 91
CES09 = 29	CES34 = 75	CES59 = 85	CES84 = 88
CES10 = 76	CES35 = 87	CES60 = 90	CES85 = 75
CES11 = 59	CES36 = 92	CES61 = 81	CES86 = 64
CES12 = 65	CES37 = 84	CES62 = 89	CES87 = 77
CES13 = 43	CES38 = 92	CES63 = 75	CES88 = 80
CES14 = 74	CES39 = 96	CES64 = 65	CES89 = 67
CES15 = 71	CES40 = 92	CES65 = 64	CES90 = 80
CES16 = 47	CES41 = 93	CES66 = 60	CES91 = 78
CES17 = 50	CES42 = 86	CES67 = 58	CES92 = 56
CES18 = 56	CES43 = 77	CES68 = 66	CES93 = 73
CES19 = 73	CES44 = 99	CES69 = 75	CES94 = 49
CES20 = 66	CES45 = 85	CES70 = 60	CES95 = 66
CES21 = 87	CES46 = 81	CES71 = 56	CES96 = 76
CES22 = 79	CES47 = 86	CES72 = 85	CES97 = 82
CES23 = 92	CES48 = 75	CES73 = 52	CES98 = 76
CES24 = 91	CES49 = 79	CES74 = 95	CES99 = 64
CES25 = 73	CES50 = 86	CES75 = 60	



Color Rendition by Hue-Angle Bin



Measure Comparisons



(END OF REPORT)